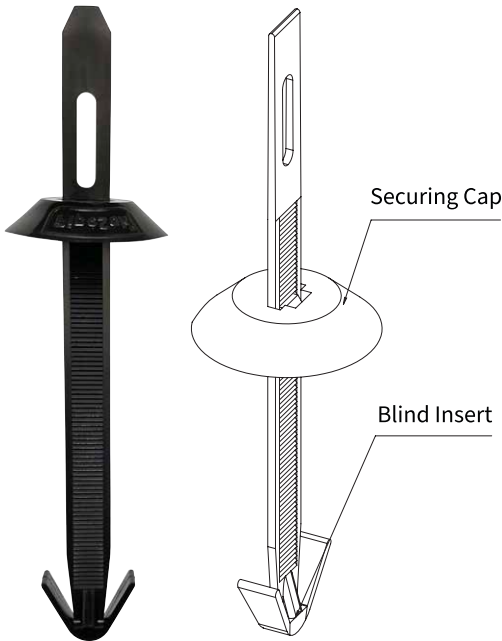




PipeSak® Pipeline Products

Technical Notes

QuickZip™ Fastener Overview



Easy to install blind fasteners make assembly quick and effective

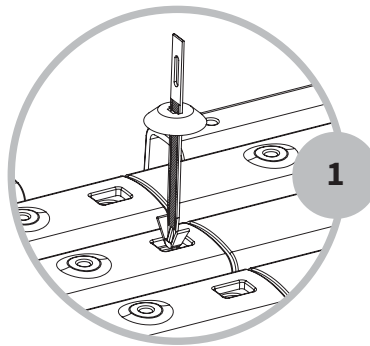
QuickZip is a custom designed fastener developed by PipeSak specifically for PipeDefender. Each fastener can withstand 100 lbs (45 kg) of pulling force - providing enough strength to secure panels firmly in place. To complete the fastening, install PipeDefender strapping - two per set of panels - to ensure a tight, permanent fit to the pipeline.

Distance	Units	Result
Strength	lbf (N)	100 (445)
Weight	oz (g)	0.4 (10.1)
Fastener Length	in (cm)	6.5 (16.5)
Cap Diameter	in (cm)	1.75 (4.5)
Minimum Hole Diameter	in (cm)	11/16 (1.75)

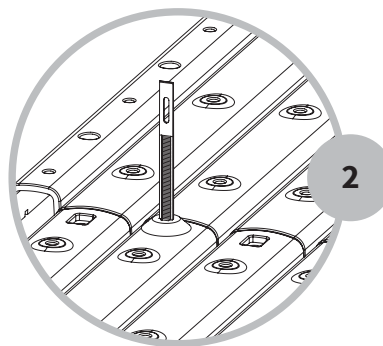
Simple, two step installation process

To fasten PipeDefender panels, simply line up the tie arrows with the insertion slot. Insert QuickZip through both panels of PipeDefender. While pulling the tie upwards, zip the round cap downward until tight to the panel surface. The interlocking teeth in the cap are engineered to engage with the tie and will never slip. Cut away the excess tie.

PipeSak recommends a minimum of 8-12 fasteners per panel: 3-5 fasteners to connect the overlapping ribs and 5-7 fasteners to connect tabs to adjacent panels around the circumference.



Line up arrow with insertion slot and push the QuickZip arrow through both panels.



Pull up on the QuickZip and push down the tightening cap tight - ensuring the zip tie teeth catch. Trim off any extra tie length.

